



LAEF 2024 Parent Survey

Results

May 2024



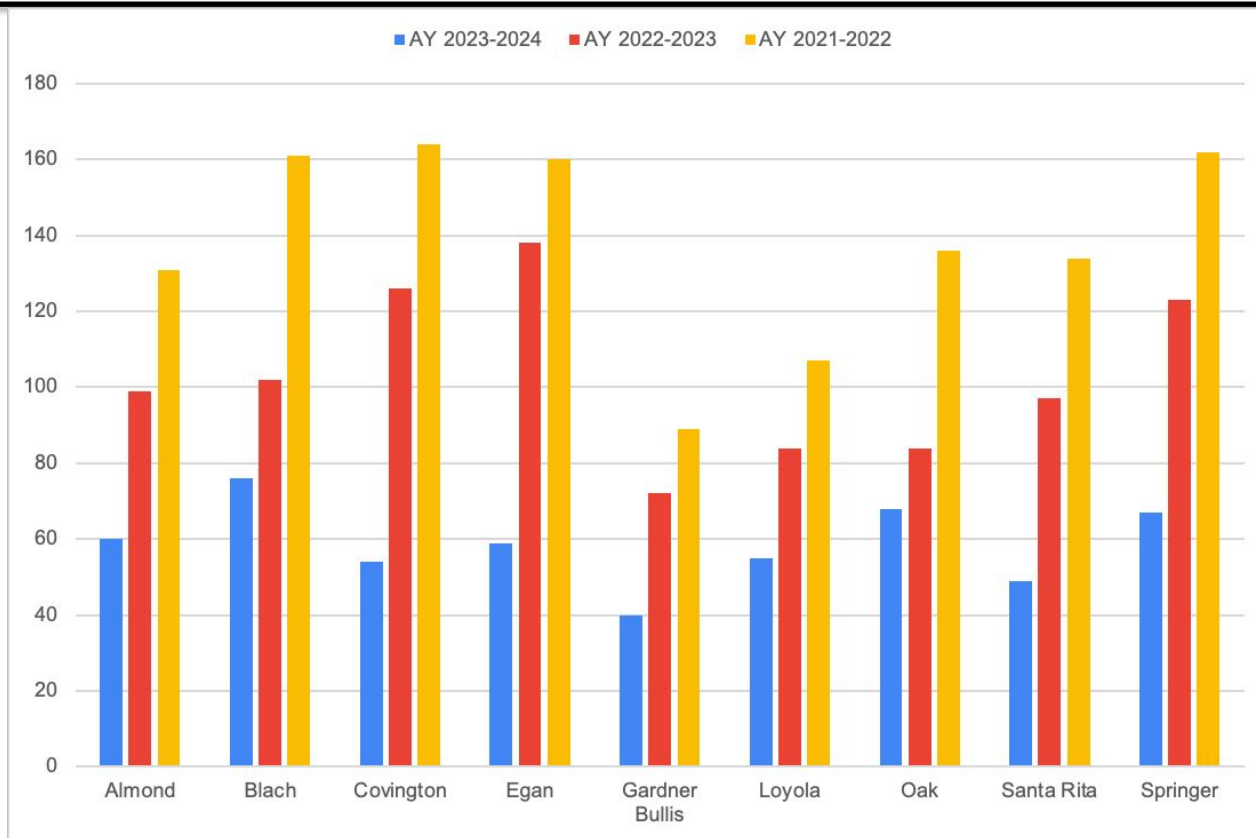
Summary

- 459 responses, 16% of the population of LASD households
- More than half of respondents (60-80%) rate all programs as most or fairly important.
- STEM remains a top priority followed by Junior High electives, PE, Library, Computer Science, Music, Mental Health Services, and Art Docent
- The overall level of satisfaction is high, ranging from 56% to 88% across programs.
- All programs received a higher share of positive comments.
- We reviewed your comments, shared them along with the results with the LASD leadership and principals, and incorporated your feedback in our long-term planning.

Survey Participation

- 459 Responses
 - Represent 16% of the population of LASD households
- Open from January 29 to February 18 (21 days)
- All schools represented
- Over 513 comments received
 - Program Importance/Satisfaction - 147
 - Program Change - 161
 - Financial Support - 140
 - LAEF Questions - 45

Survey Responses By School

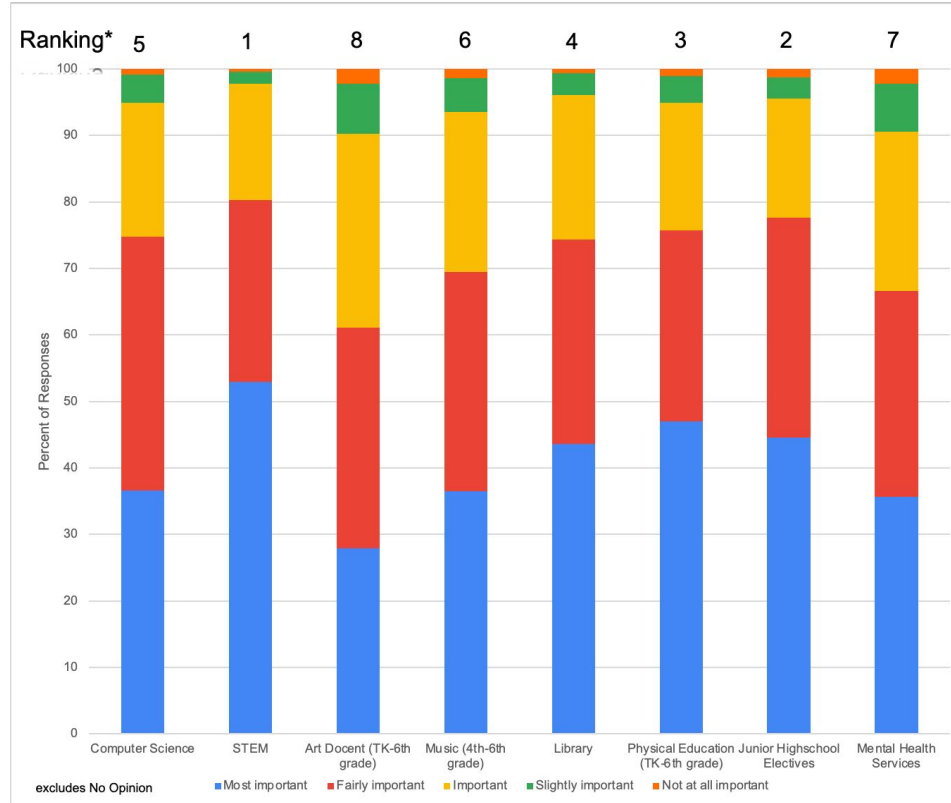


Program Priorities Summary

Survey Question: Please rate the **importance** of programs as you think about future school years.

- More than half of respondents (60-80%) rate all programs as most or fairly important.
- STEM remains a top priority.
- Junior High electives moved up to the second most important program compared to least important in previous years.
- Parents from different schools have varying priorities for Computer Science, Music, Library, Junior High Electives and Mental Health Services.
- The priorities for STEM, Art Docent, and PE are more consistent across the 9 schools.

2024 Program Priorities

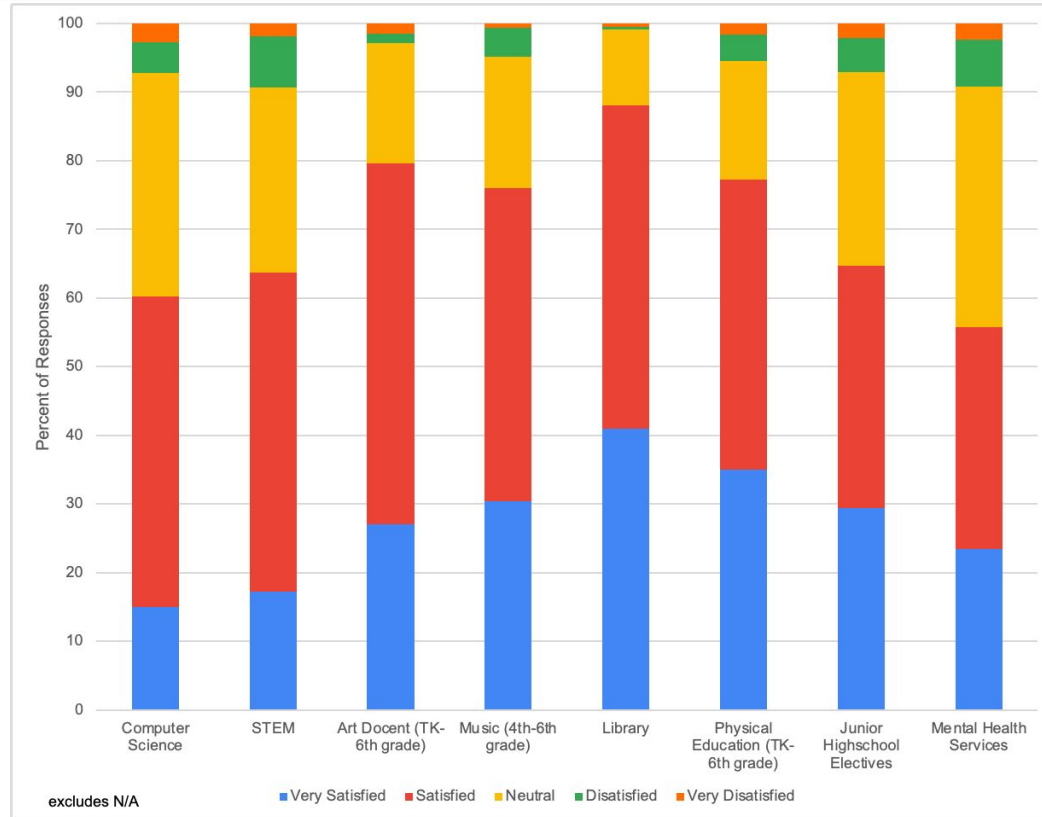


Program Satisfaction Summary

Survey Question: *How satisfied are you with each of the programs during the 2023-2024 school year?*

- Overall Satisfied (Very Satisfied+Satisfied) percentage is high
 - Ranging from 56% (145 respondents) to 88% (393 respondents) across programs
- Dissatisfied (including Very Dissatisfied) percentage is low
 - Ranging from 1% (4 respondents) to 9% (40 respondents) across programs
- Highest rating ⇒ Library (similar to 2023), consistent across schools, followed by Art
- Lowest rating ⇒ STEM and Mental Health Services

Program Satisfaction



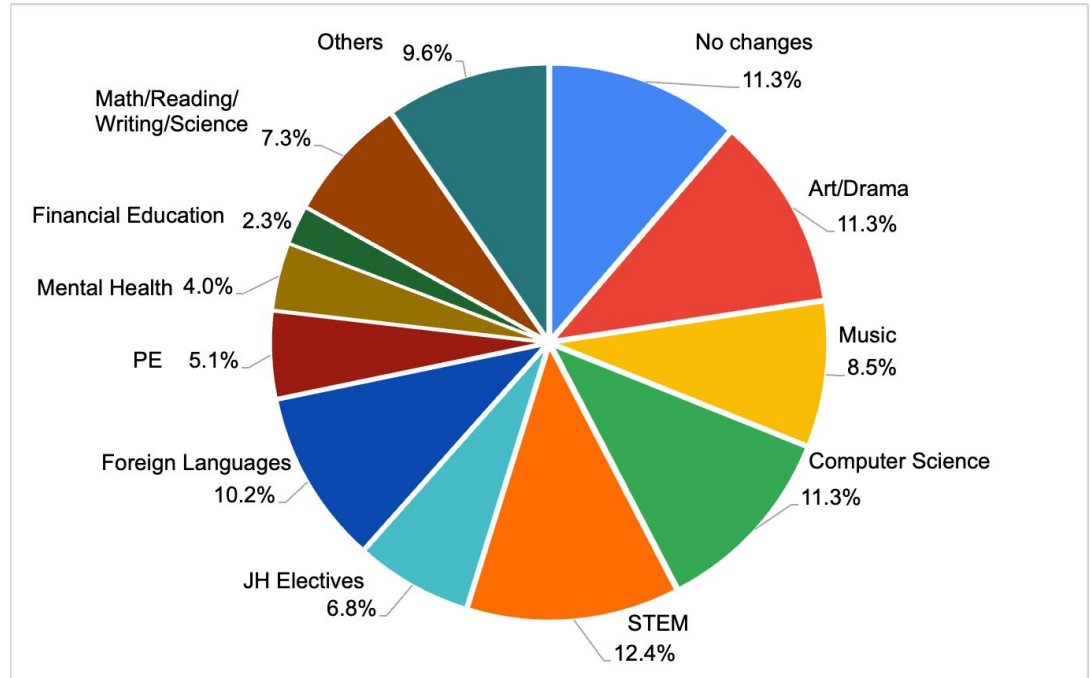
Program Satisfaction Comments

Survey Question: Has your child had any experiences in these programs that you would like to comment on or share with us? (147 comments)

- All programs received a **higher share of positive comments**.
- Parents spoke highly of Music and PE teachers and appreciate the Librarians for fostering a love of reading and offering a safe place for kids to hang out.
- The level of satisfaction with Mental Health Services varies across schools.
- Parents would like a more challenging and engaging curriculum in Computer Science, STEM, and Music.
- They would like a dedicated STEM and Art teacher, and more frequent Art, Music, and PE classes.

Program Changes Summary

Survey Question: *Are there program changes (such as curriculum improvements or new programs) that you think would be more valuable to support than those currently funded?*



Additional Comments to LAEF

- **Survey Question:** *Do you have any comments or questions that you would like to communicate to the LAEF Board?*
- 45 responses
- 9 parents expressed gratitude to LAEF.
- Questions unrelated to LAEF-funded programs were forwarded to LASD
- Please refer to our [FAQ document](#) for answers to your most asked questions.

Thank You!

On behalf of the 20 volunteers on the LAEF board, thank you for taking the time to complete our annual 2024 parent survey. We read every comment and take recommendations into consideration for our future operations. We appreciate your feedback and support!